















Tables

Primary table: 24 columns, 960px wide





	Top header row	Top header row	Top header row	Top header row
	View all	View all	View all	View all
Left column header Maecenas sed diam eget risus varius blandit sit amet non magna. Nullam Sollicitudin Cras Tristique.	 Individual \$1,000 or \$2,500	 Individual \$7,500	 Individual \$1,500 to \$6,000	 Individual \$500 to \$5,000
	 Family \$2,000 or \$5,000	 Family \$15,000	 Family \$3,000 to \$12,000	 Family \$1,000 to \$10,000
Left column header Maecenas sed diam eget risus varius blandit sit amet non magna. Nullam Sollicitudin Cras Tristique.	You pay 20%  Humana pays 80%	Humana pays 100% 	You pay 0-20%  Humana pays 80-100%	You pay 0-20%  Humana pays 80-100%
	Left column header Maecenas sed diam eget risus varius blandit.	Aenean eu leo quam. Pellentesque ornare sem lacinia quam venenatis vestibulum.	Aenean eu leo quam. Pellentesque ornare sem lacinia quam venenatis vestibulum.	Aenean eu leo quam. Pellentesque ornare sem lacinia quam venenatis vestibulum.

Secondary table: 16 columns, 630px wide







Pie charts

Top header row	Top header row
Humana pays 80%  You pay 20%	Humana pays 60%  You pay 40%

Icons

In-network		Out-of-network	
 Individual Unlimited	 Family Unlimited	 Individual Unlimited	 Family Unlimited

Bar charts

In-network		Out-of-network	
Low deductible	High deductible	Low deductible	High deductible
			
Nulla vitae elit libero, a pharetra augue. Lorem ipsum dolor sit amet, consectetur adipiscing elit. Lorem ipsum dolor sit amet, consectetur adipiscing elit.			
Chart key:  Individual  Family			